





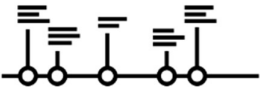



Year 2 Topic Homework Grid

Topic: Tudors

These activities will immerse the children in their new topic, the Tudors. At school, the children will be learning about the following:

- Life in Tudor England
- Henry VIII - his six wives and their children.
- The English Reformation
- Edward VI and Mary I
- Elizabeth I and the 'Golden Age'.

<p><u>Tudor Rose Craft</u> Provide children with materials to create their own Tudor roses, the symbol of the Tudor dynasty. They can use paper, tissue paper, or even clay to sculpt their roses.</p> 	<p><u>Portrait Painting:</u> Provide children with paper, paint, and brushes to create their own portraits of Henry VIII and his wives. They can try to mimic the style of Tudor portraits they have seen, emphasizing details like elaborate clothing and jewellery.</p> 	<p><u>Tudor House Construction:</u> Using materials like cardboard, paper, and craft sticks, have children build their own Tudor-style houses. Discuss the distinctive features of Tudor architecture, such as timber framing and steeply pitched roofs.</p> 	<p><u>Tudor Feast:</u> Organize a Tudor-themed feast with simple foods like bread, cheese, fruits, and meats. Discuss the types of foods eaten during Tudor times and the dining customs of the era.</p> 
<p><u>Tudor Family Tree:</u> Provide children with a large piece of paper and help them create a family tree tracing Henry VIII's lineage, including his wives and children. They can draw pictures or write names next to each family member.</p> 	<p><u>Tudor Family Storybook:</u> Have children create a storybook or comic strip illustrating the life of Henry VIII and his family. They can write simple sentences or captions to accompany their drawings, highlighting important events and relationships.</p> 	<p><u>Tudor Timeline Collage:</u> Provide pictures or printouts of significant events and figures from the Tudor period. Help children arrange these images in chronological order to create a Tudor timeline collage.</p> 	<p><u>Golden Age Storytime:</u> Read simplified stories or legends from the Golden Age of Elizabeth I, such as tales of exploration and discovery, adventures of famous explorers like Sir Francis Drake, or stories from the plays of William Shakespeare. Children can discuss the themes and characters of these stories and create their own illustrations or puppet shows based on them.</p> 

This homework is not compulsory! If your child completes any of these activities, please post to Class Dojo or bring them to school so we can put them on display and celebrate your child's effort.